

Let's Connect Remote Design Consultation

GOOD NEWS!

The design consultation for your new home improvements can take place via a video call on your own computer, laptop, tablet or smartphone.

It's incredibly easy to use...

...there is no need to worry, our designer will be with you every step of the way to help and guide you!



Let's Connect

Our new remote design consultation process has been developed so that we can design your new Anglian products with you and bring your home improvements project to life.

Anglian's designers, with all the expertise and knowledge that comes from working for a company that has been in business for almost 60 years, will help and guide you, every step of the way.

They will be able to share their own computer screens with you so you can see what is happening at each stage of the design process, using video and product demonstrations.

At the end of the consultation you will have your personalised design specification and we can provide you with a FREE, no-obligation quotation.

If you are happy with your quotation, we can order your products, there and then.

Let's Connect

Remote Design Consultation

How it Works

We use a clever piece of software called Microsoft Teams for your remote design consultation. You don't need to have it installed on your device, just join via a website link that we will send you.

You will need speakers (these are probably built in to the device you will be using) and it would be great if you have a camera built in to your device, but this is not essential.

You will be able to hear and see (if your device has a camera) our designer, who will guide you through the whole process.

5 Easy Steps

These 5 easy steps are all it takes to complete your design consultation. This document will take you through each step in detail.



Step 1 You receive an email from our designer that contains a link for your meeting



Step 2 Open the link in your web browser to join the meeting



Step 3 Enter your name and click 'Join now'



Step 4 Create your personalised design specification, enabling your FREE no obligation quotation



Step 5 Order your new home improvements from the comfort of your own home

Let's Connect

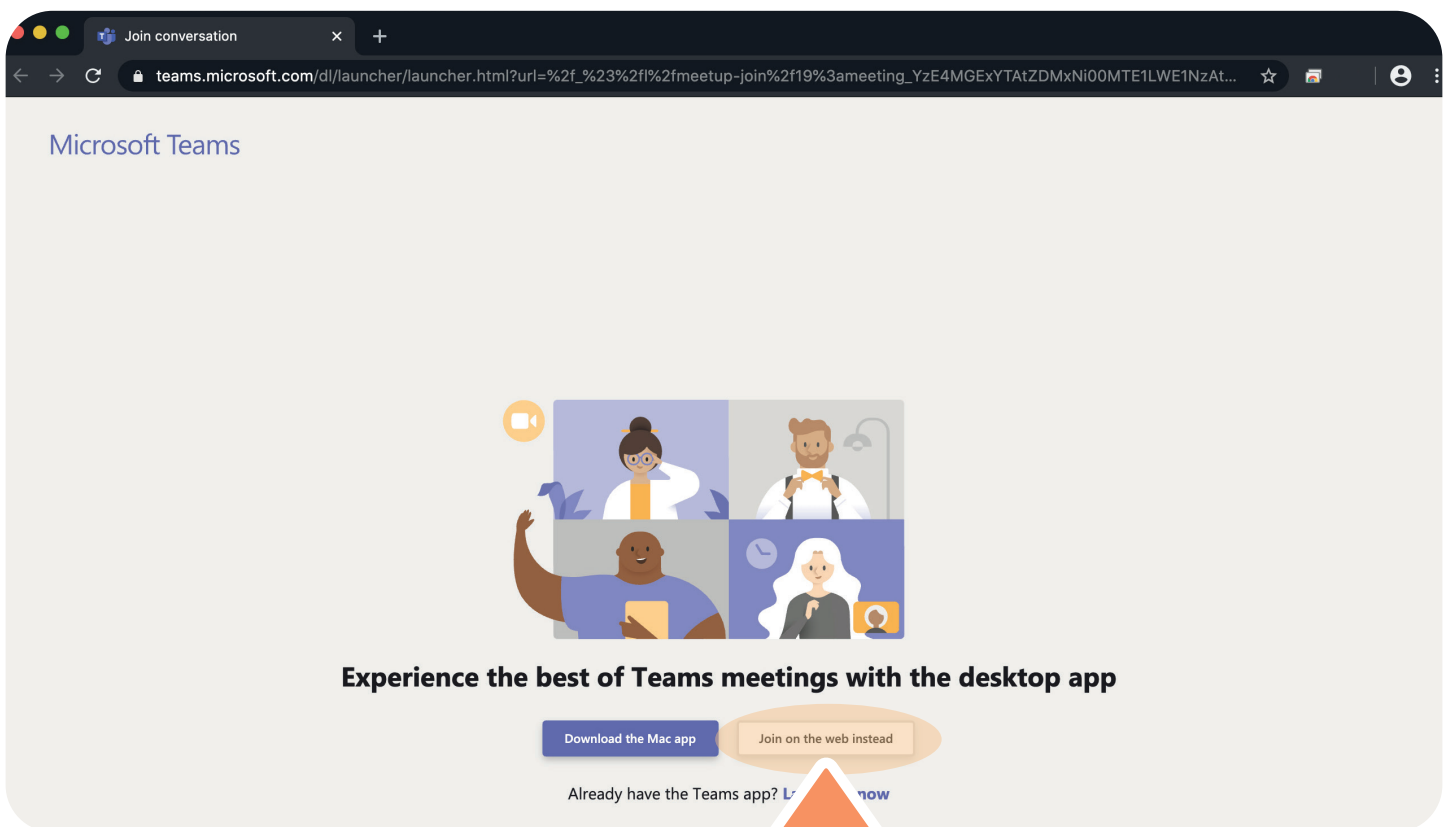
Remote Design Consultation



Step 2

The link opens the browser you use to view websites.

Click on the button that says 'Join on the web instead'.



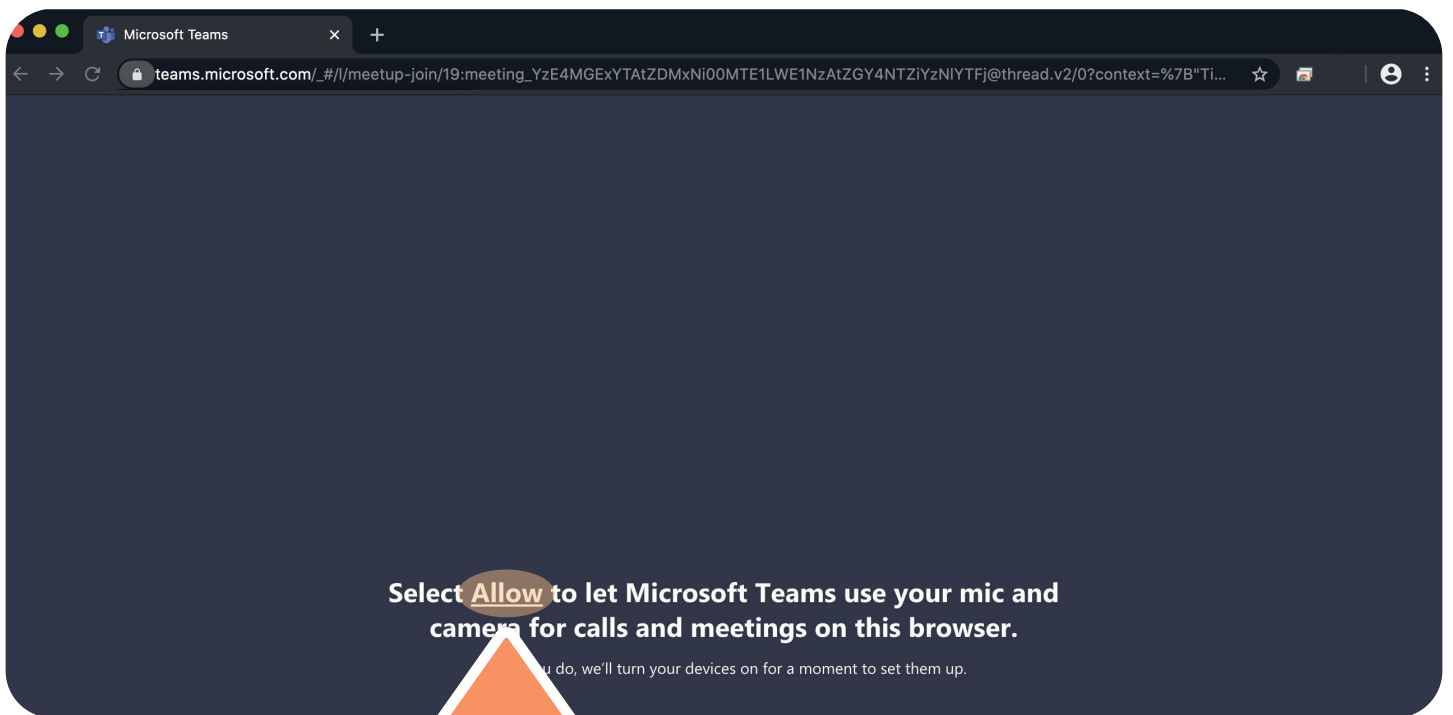
Click the link that says
'Join on the web instead'

Let's Connect

Remote Design Consultation



If prompted, click 'Allow' to use your built in microphone and camera if you have one.



Click the link that says
'Allow' to activate your
microphone and camera

Let's Connect

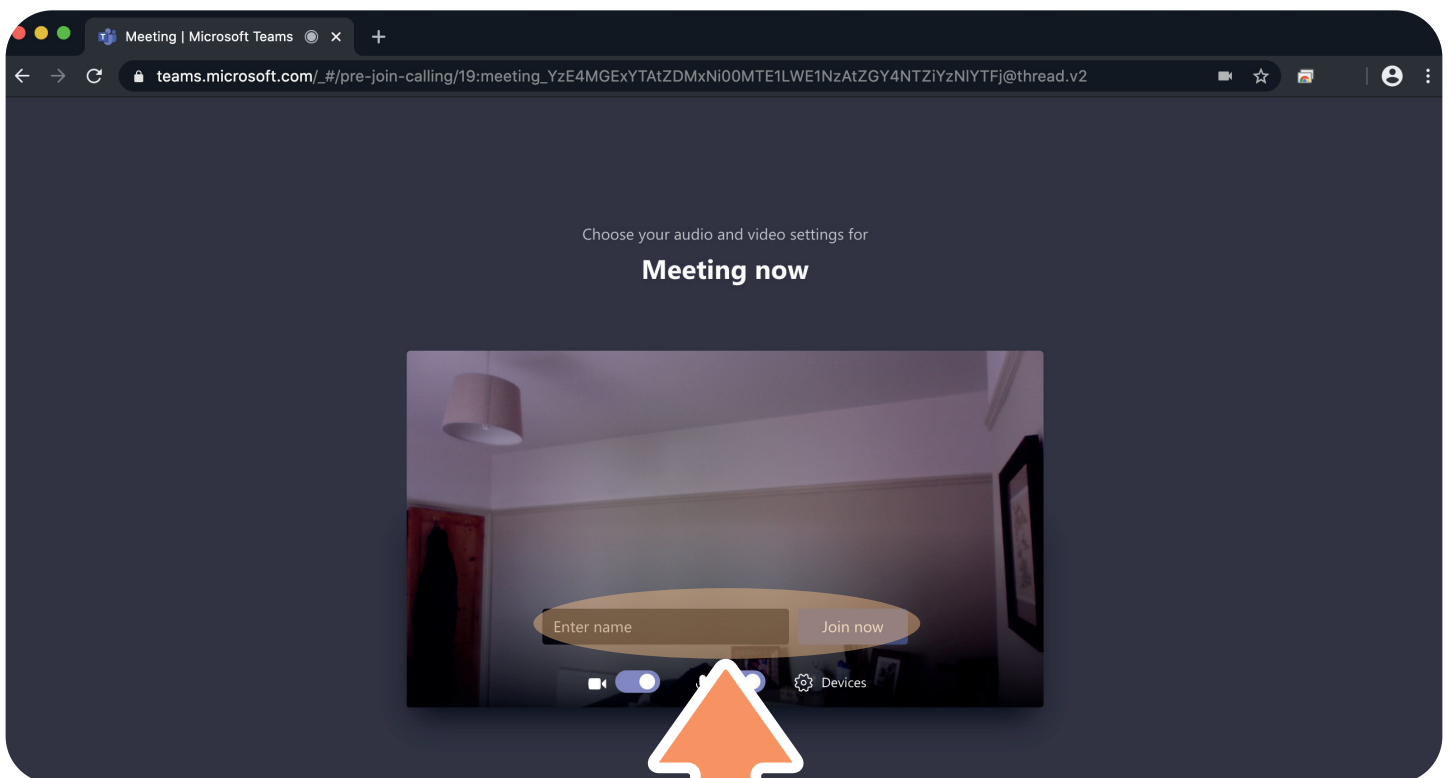
Remote Design Consultation



Step 3

Enter your name, click 'Join now' and our designer will take you through the fully interactive design process, using videos and product demonstrations.

You can chat to our designer and ask questions throughout the meeting and, together, you complete the design of your home improvements.



**Enter your name and
click 'Join now'**

Let's Connect

Remote Design Consultation



Step 4

At the end of the design consultation, you will have a personalised design specification for your products, enabling us to provide you with a FREE no-obligation quotation.



Step 5

If you are happy with the quotation, we can get your products ordered for you.

If, at any point during your video call, you are unsure of anything, just ask!

It's just like having a chat on the phone - with pictures!

Our friendly designers will be there to help, every step of the way.